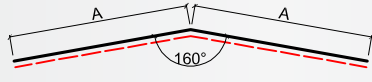
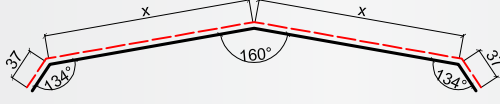
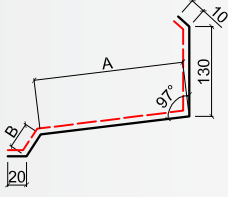
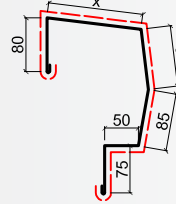
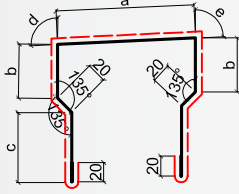
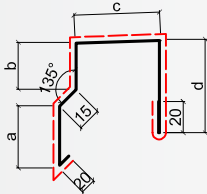
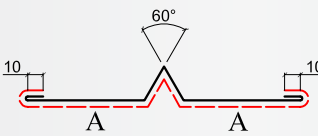
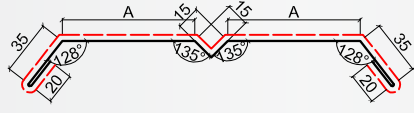
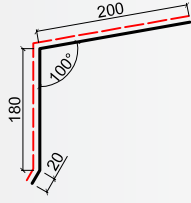
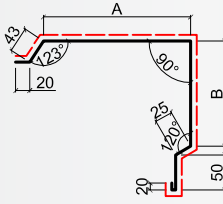
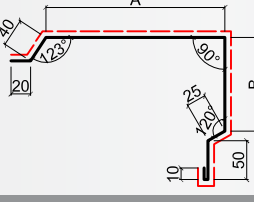
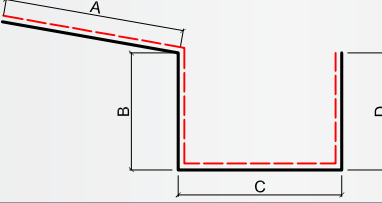






ÜRÜN ADI PRODUCT NAME	TEKNİK ÇİZİMİ TECHNICAL DRAWING	ÜRÜN ÖZELLİKLERİ PRODUCT CHARACTERISTICS			
		MALZEMESİ MATERIAL	KALINLIĞI (mm) THICKNESS	AÇILIMI (mm) EXPANSION	BOY LENGTH
ALT MAHYA PROFİLİ INTERNAL RIDGE PROFILE		GALVANİZ GALVANIZE	0,40~1,50	ÇEŞİTLİ VARIOUS	3,00 mt
		ALÜMİNYUM ALUMINIUM			
OYMALI / OYMASIZ MAHYA PROFİLİ CARVED / UNCARRVED RIDGE PROFILE		GALVANİZ GALVANIZE	0,40~1,50	ÇEŞİTLİ VARIOUS	3,00 mt
		ALÜMİNYUM ALUMINIUM			
SIVA DİBİ PROFİLİ ROOF TO WALL JUNCTION PROFILE		GALVANİZ GALVANIZE	0,40~1,50	ÇEŞİTLİ VARIOUS	3,00 mt
		ALÜMİNYUM ALUMINIUM			
HARPUŞTA PROFİLİ EAVES GÜTTER PARAPET PROFILE		GALVANİZ GALVANIZE	0,40~1,50	ÇEŞİTLİ VARIOUS	3,00 mt
		ALÜMİNYUM ALUMINIUM			
HARPUŞTA PROFİLİ EAVES GÜTTER PARAPET PROFILE		GALVANİZ GALVANIZE	0,40~1,50	ÇEŞİTLİ VARIOUS	3,00 mt
		ALÜMİNYUM ALUMINIUM			
HARPUŞTA PROFİLİ EAVES GÜTTER PARAPET PROFILE		GALVANİZ GALVANIZE	0,40~1,50	ÇEŞİTLİ VARIOUS	3,00 mt
		ALÜMİNYUM ALUMINIUM			

ÜRÜN ADI PRODUCT NAME	TEKNİK ÇİZİMİ TECHNICAL DRAWING	ÜRÜN ÖZELLİKLERİ PRODUCT CHARACTERISTICS			
		MALZEMESİ MATERIAL	KALINLIĞI (mm) THICKNESS	AÇILIMI (mm) EXPANSION	BOY LENGTH
DERZ PROFİLİ EXPANSION JOINT		GALVANİZ GALVANIZE	0,40~1,50	ÇEŞİTLİ VARIOUS	3,00 mt
		ALÜMİNYUM ALUMINIUM	0,40~1,50		
DERZ PROFİLİ EXPANSION JOINT		GALVANİZ GALVANIZE	0,40~1,50	ÇEŞİTLİ VARIOUS	3,00 mt
		ALÜMİNYUM ALUMINIUM	0,40~1,50		
OLUK ETEK PROFİLİ VALLEY EAVE PROFILE		GALVANİZ GALVANIZE	0,40~1,50	ÇEŞİTLİ VARIOUS	3,00 mt
		ALÜMİNYUM ALUMINIUM	0,40~1,50		
YAN KALKAN PROFİLİ VERGE PROFILE		GALVANİZ GALVANIZE	0,40~1,50	ÇEŞİTLİ VARIOUS	3,00 mt
		ALÜMİNYUM ALUMINIUM	0,40~1,50		
YAN KALKAN PROFİLİ VERGE PROFILE		GALVANİZ GALVANIZE	0,40~1,50	ÇEŞİTLİ VARIOUS	3,00 mt
		ALÜMİNYUM ALUMINIUM	0,40~1,50		
OLUK PROFİLİ GUTTER PROFILE		GALVANİZ GALVANIZE	1,00~3,00	ÇEŞİTLİ VARIOUS	6,00 mt
		ALÜMİNYUM ALUMINIUM	1,00~3,00		

ÜRÜN ADI PRODUCT NAME	TEKNİK ÇİZİMİ TECHNICAL DRAWING	ÜRÜN ÖZELLİKLERİ PRODUCT CHARACTERISTICS			
		MALZEMESİ MATERIAL	KALINLIĞI (mm) THICKNESS	AÇILIMI (mm) EXPANSION	BOY LENGTH
ÇATIPAN 3 HADVELİ TRAPEZ MAHYA PROFİLİ ÇATIPAN 3 RIBBED RADIUSED RIDGE PROFILE PUR / PIR		GALVANİZ GALVANIZE	0,40~0,70	600	1,00 mt
		ALÜMİNYUM ALUMINIUM	0,40~0,70		
ÇATIPAN 5 HADVELİ TRAPEZ MAHYA PROFİLİ ÇATIPAN 5 RIBBED RADIUSED RIDGE PROFILE PUR / PIR		GALVANİZ GALVANIZE	0,40~0,70	600	1,00 mt
		ALÜMİNYUM ALUMINIUM	0,40~0,70		
ÇATIPAN 5 HADVELİ TRAPEZ MAHYA PROFİLİ ÇATIPAN 5 RIBBED RADIUSED RIDGE PROFILE TY / CY / EPS		GALVANİZ GALVANIZE	0,40~0,70	600	1,00 mt
		ALÜMİNYUM ALUMINIUM	0,40~0,70		
27/200-5 TRAPEZ MAHYA PROFİLİ 27/200-5 RADIUSED RIDGE PROFILE		GALVANİZ GALVANIZE	0,40~0,70	600	1,00 mt
		ALÜMİNYUM ALUMINIUM	0,40~0,70		
27/200-6 TRAPEZ MAHYA PROFİLİ 27/200-6 RADIUSED RIDGE PROFILE		GALVANİZ GALVANIZE	0,40~0,70	600	1,00 mt
		ALÜMİNYUM ALUMINIUM	0,40~0,70		
38/151-7 TRAPEZ MAHYA PROFİLİ 38/151-7 RADIUSED RIDGE PROFILE		GALVANİZ GALVANIZE	0,40~0,70	600	1,00 mt
		ALÜMİNYUM ALUMINIUM	0,40~0,70		

YARDIMCI AKSESUARLAR – VİDALAR

MECHANICAL ACCESSORIES – SCREWS


ÜRÜN ADI PRODUCT NAME	ÜRÜN GÖRSELİ PRODUCT VISUAL	ÜRÜN ÖZELLİKLERİ PRODUCT CHARACTERISTICS		
		DELME KAPASİTESİ (mm) DRILLING CAPACITY (mm)	ÇAPI (mm) RADIUS (mm)	BOYLARI (mm) LENGTH (mm)
TRAPEZ VİDALARI SINGLE & TWIN-SKIN SCREWS		5	5,5	25
				32
				38
				50
		12		60
				32
				50
60				
ÇEKTİRME VİDASI ACCESSORIES SCREWS		2	4,8	20
PANEL VİDALARI SELF DRILLING SANDWICH PANEL SCREWS		5-12	5,5	66
				75
				90
				105
				120
				135
				140
				145
				155
				165
				175
				180
				190
200				
BETOFAS VİDALARI CORRUGATED FIBRE CEMENT SCREWS			6,3	35
				45
				60
				75
				95
				105
				115
				125
				135
				145
				175
200				

YARDIMCI MALZEMELER

MECHANICAL ACCESSORIES

SEMER SADDLE	BOYALI GALVANİZ SAC PANTE GALVANIZED STEEL	
	BOYALI ALÜMİNYUM PANTE ALUMINIUM	
	ALÜMİNYUM	

MAHYA SÜNGERİ RIDGES SPONGE	 <p>MAHYA NOKTASINDA PANELİN FORMUNA UYGUN YALITIM ESASLI SÜNGER INSULATION SPONGE ARE USED ON RIDGE POINT OF ROOFS</p>
--------------------------------	---

SAÇAK VEYA ETEK SÜNGERİ EAVE SPONGE	 <p>ÇATI SAÇAK NOKTASINDA KULLANILAN PANEL FORMUNA UYGUN YALITIM ESASLI SÜNGER INSULATION SPONGE ADEQUATE TO PANEL FORM ARE USED ON EAVE POINT OF ROOFS</p>
--	--

CTP IŞIKLIK BANDI UV DAYANIMLI GRP PANELS	KALINLIK THICKNESS (mm)	GENİŞLİK WIDTH (mm)	UZUNLUK LENGTH (mm)	
	0,9 1,0 1,2 1,5 2,0 2,5 3,0	PANEL VE TRAPEZ FORMLARINDA ±1 cm	2000-10000	

TRAPEZ KESİTLİ POLİKARBONAT UV DAYANIMLI RIBBED MULTI-WALL POLYCARBONATE SHEETS	KALINLIK THICKNESS (mm)	GENİŞLİK WIDTH (mm)	UZUNLUK LENGTH (mm)	
	12-16	1000 mm ±5 mm	MIN. 2000 mm MAX. PROJE BOYU MAX. PROJECT LENGTH	

SANDVIÇ PANELE UYUMLU POLİKARBONAT UV DAYANIMLI POLYCARBONATE SHEETS FOR SANDWICH PANELS	KALINLIK THICKNESS (mm)	GENİŞLİK WIDTH (mm)	UZUNLUK LENGTH (mm)	
	30-40	1000 mm ±5 mm	MIN. 2000 mm MAX. PROJE BOYU MAX. PROJECT LENGTH	